

INDONESIA EXPERIENCE IN DETERMINING COUNTRY SPECIFIC EMISSION FACTOR IN AGRICULTURE SECTOR

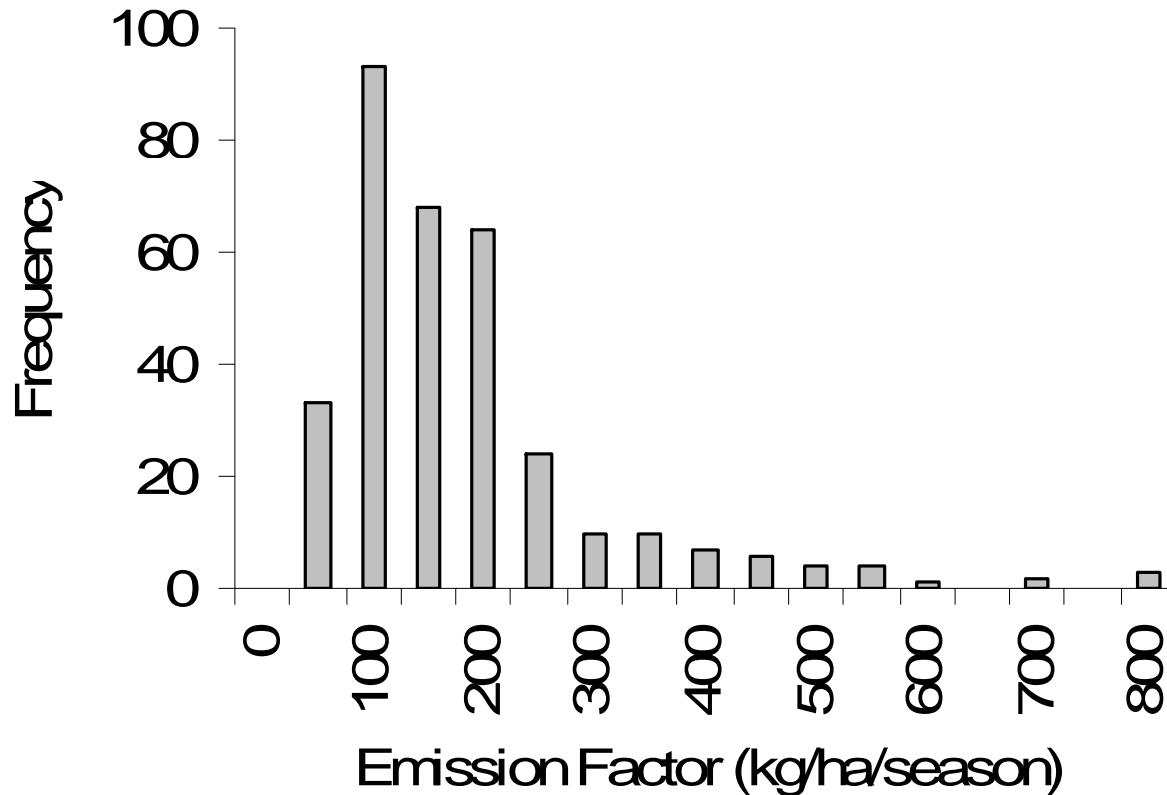
Dr. Prihasto Setyanto
Prof. Dr. AK Makarim
Prof. Hidayat Pawitan
Prof. Iswandi Anas
Dr. Le Istiqlal Amien
Elza Sumaini



Formula for Estimating Rice CH₄ Emission

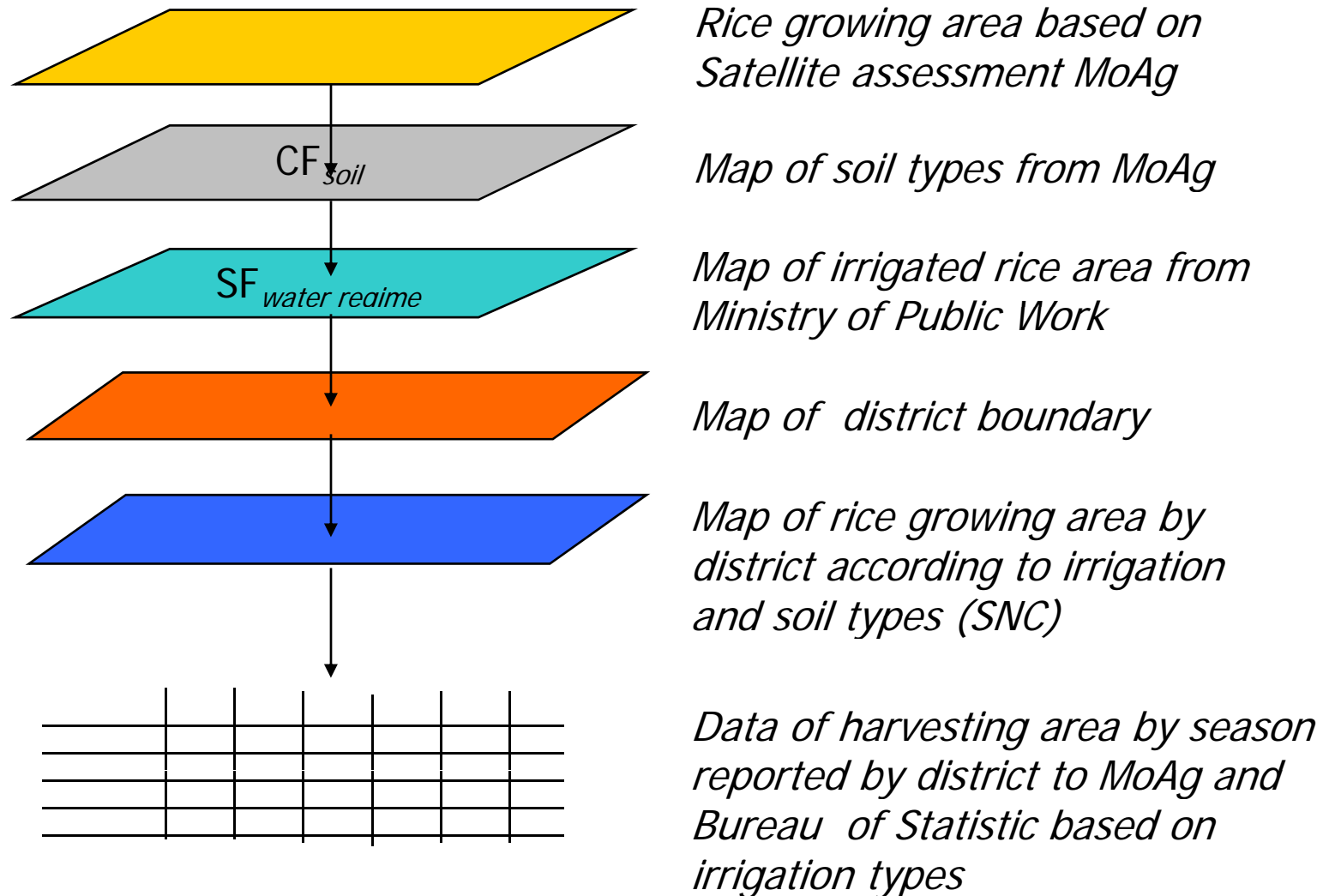
- **$CH_4 \text{ Emission}_{\text{rice}} = A * CF_{\text{soil}} * SF_{\text{water regime}} * EF_{\text{rice}}$**
 - $CH_4 \text{ Emission}_{\text{rice}}$ = annual methane emission from rice cultivation (Gg CH₄/year)
 - A = seasonal harvested area (ha/year)
 - CF_{soil} = Correction factor of different soil types
 - $SF_{\text{water regime}}$ = Scaling factor of different water regime. For continuous flooded is equal to 1
 - EF_{rice} = Methane emission factor from rice (kg CH₄/ha)

Rice Emission Factors



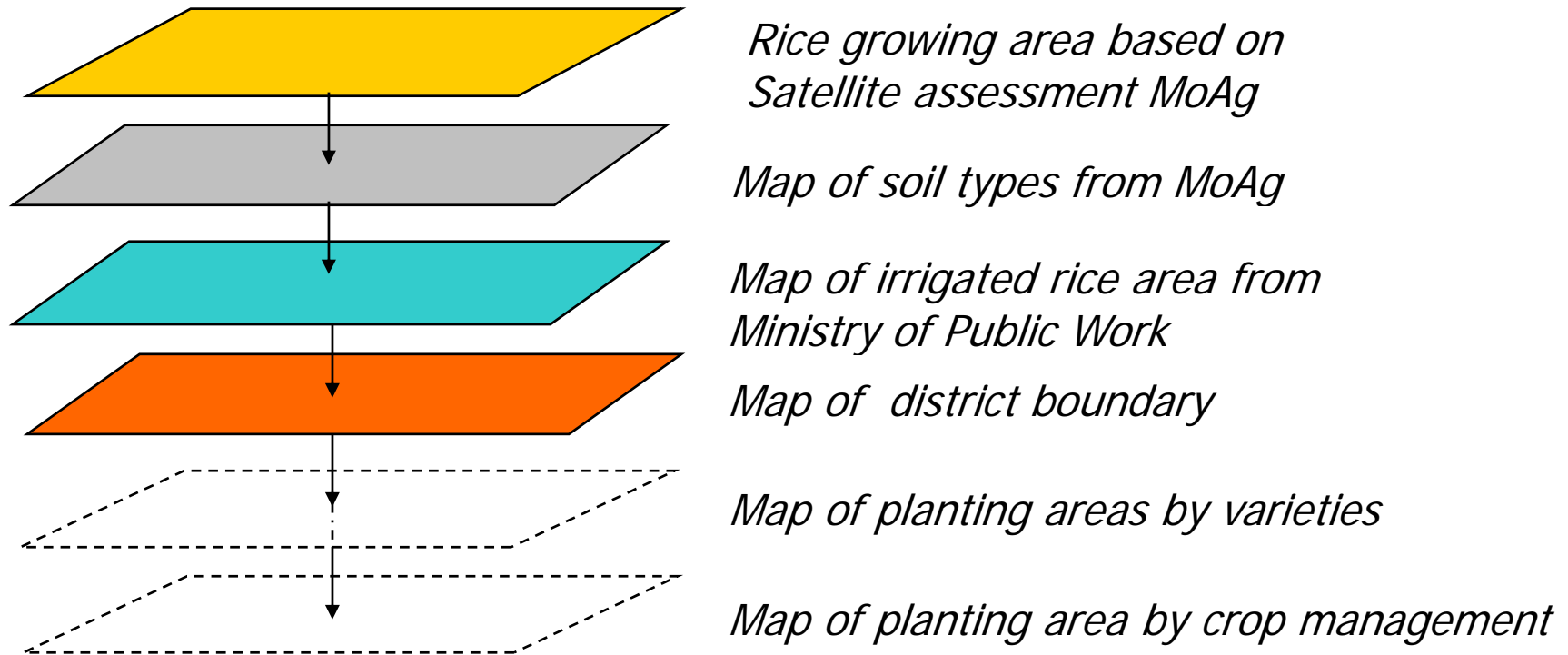
- Average of emission factor is 169.9 kg/ha/season based on 349 field experiments conducted in 10 different soil types and 3 different water management using 22 rice varieties (all in Java)

Process of Determining Rice Area by soil types and irrigation



Next Step

- *Introducing new scaling factor for variety (SF_v) and crop management (SF_{cm})*
- $CH_4 \text{ Emission}_{rice} = A * CF_{soil} * SF_{wr} * SF_v * SF_{cm} * EF$



This approach can assist the sector to evaluate the effectiveness of mitigation technologies intervention by district

Rice cultivation scaling factors

1. Water regimes
2. Soil Types
3. Rice varieties
4. Organic matter
5. Establishment of herbicides
6. Crop establishment

Examples of database of various GHG emission research in Indonesia (1996-2006)

Year	Units	CH4 emission	Yield (t/ha)	Rice cultivar	Organic matter amendment	Water regime	References
1996	kg CH4/ha /season	538	6.34	Cisadane			IAERI annual report 1996/97
		440	5.15	Memberamo			
		246	4.92	IR 64			
		357	6.46	IR 36			
		412	3.25	Dodokan			
1997	kg CH4/ha /season	461	4.03	Cisadane			
		215	3.86	Memberamo			
		194	3.56	IR 64			
		282	3.11	Dodokan			
		421	4.63	IR 72			
1996	kg CH4/ha /season	89	3.13	IR 64	no organic amendment		
		189	6.27	IR 64	animal manure		
		170	5.51	IR 64	animal manure		
		165	5.90	IR 64	straw		
		176	4.98	IR 64	straw		
		156	4.71	IR 64	compost		
		136	4.76	IR 64	compost		
1997	kg CH4/ha /season	250	3.59	IR 64	no organic amendment		
		403	6.28	IR 64	animal manure		
		372	5.69	IR 64	animal manure		
		344	6.26	IR 64	straw		
		374	5.99	IR 64	straw		
		359	5.35	IR 64	compost		
		295	5.77	IR 64	compost		

Table continued..

RS 1997/98	kg CH ₄ /ha /season	47.7	2.20	Cisadane Memberamo Maros IR 64 IR 36 Batang anai			IAERI 1997/1998 annual report. Pengaruh beberapa varietas padi terhadap emisi gas metana pada lahan sawah	
		40.3	2.97					
		30.7	3.05					
		39.0	2.85					
		44.7	3.39					
		65.7	3.67					
DS 1998	kg CH ₄ /ha /season	147.7	4.09	Cisadane Memberamo Maros IR 64 IR 36 Batang anai				IAERI 1997/1998 annual report. Pengaruh pemberian pupuk anorganik terhadap emisi gas metan pada lahan sawah
		121.3	3.82					
		117.0	4.31					
		65.8	4.20					
		101.0	4.87					
		168.8	4.96					
RS 1997/98	kg CH ₄ /ha /season	207	3.15	Memberamo Memberamo Memberamo Memberamo Memberamo Memberamo			IAERI 1997/1998 annual report. Pengaruh pemberian pupuk anorganik terhadap emisi gas metan pada lahan sawah	
		188	5.81					
		186	5.81					
		181	6.63					
		175	6.68					
		197	7.62					
DS 1998	kg CH ₄ /ha /season	185	3.79	Memberamo Memberamo Memberamo Memberamo Memberamo Memberamo				IAERI 1997/1998 annual report. Emisi metan dari berbagai sistem pengaturan air pada lahan sawah
		176	4.46					
		174	4.76					
		168	4.47					
		164	5.86					
		184	4.83					
RS 1997/98	kg CH ₄ /ha /season	99.83	6394	Memberamo Memberamo Memberamo Memberamo Memberamo Memberamo		Continous flooded Intermittent irrigation Intermittent irrigation Continous flooded Saturated irrigation Intermittent irrigation	IAERI 1997/1998 annual report. Emisi metan dari berbagai sistem pengaturan air pada lahan sawah	
		34.54	5703					
		31.28	5439					
		93.67	6588					
		75.04	5890					
		20.70	6217					
DS 1998	kg CH ₄ /ha /season	145.94	3201	Memberamo Memberamo Memberamo Memberamo Memberamo Memberamo		Continous flooded Intermittent irrigation Intermittent irrigation Continous flooded Saturated irrigation Intermittent irrigation		IAERI 1997/1998 annual report. Emisi metan dari berbagai sistem pengaturan air pada lahan sawah
		46.19	2985					
		45.92	3306					
		91.58	3346					
		65.38	3149					
		17.81	2991					

Adjusted scaling factor for water regimes and soil correction factors

Category	Sub-category		SF (adapted from IPCC Guidelines 1996)	Adjusted SF (based on current studies in Indonesia)	Adjusted CF from different soil types of Indonesia	
Upland	None		0			
Lowland	Irrigated	Continuously Flooded	1.0	1.00		
		Intermittently Flooded	Single Aeration	0.5 (0.2-0.7)	0.46 (0.38-0.53)	
			Multiple Aeration	0.2 (0.1-0.3)		
	Rainfed	Flood Prone	0.8 (0.5-1.0)	0.49 (0.19-0.75)		
		Drought Prone	0.4 (0-0.5)			
	Deep Water	Water Depth 50-100 cm		0.8 (0.6-1.0)		
Water Depth < 50 cm		0.6 (0.5-0.8)				

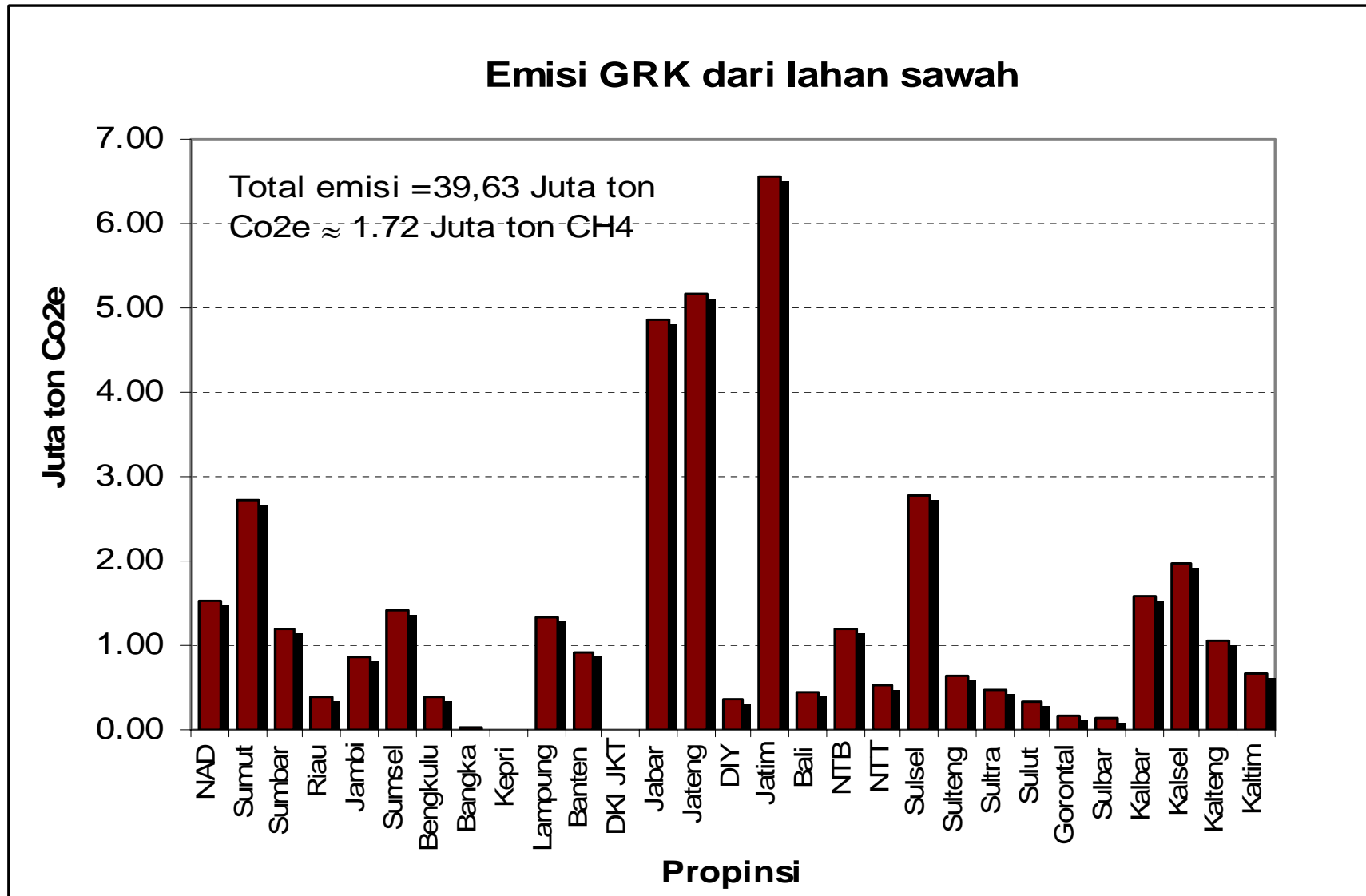
Adjusted CF from different soil types of Indonesia

Soil Types	Inceptisol	1.12 (1.0-1.23)
	Oxisol	0.29 (0.1-0.47)
	Entisol	1.02 (0.94-1.09)
	Vertisol	1.02 (0.46-1.99)
	Alfisol	0.84 (0.32-1.59)
	Histosol	2.39 (0.92-3.86)
	Mollisol	-
	Andisol	1,02**
	Ultisol	0.29*

Distribution of rice soils of Indonesia

No.	Ecosystem / rice soil types	distribution
A	Lowland Aquept, Aquent (Alluvial and Gley soil)	55%
B	Highland Udept (Latosols and Regosols)	17%
C	Complex (Combination between A and B)	
1	Vertisols (Grumusols) (Sub ordo Aquert, udert, and ustert)	7%
2	Ultisols and Oxisols (Red yellowish podsolic) (Sub ordo: Aquult and Paleudult, Aquox and Kandiudox)	6%
3	Alfisols (Red yellowish Mediteranean) Sub ordo udand, ustand, and aquand	4%
4	Newly opened rice field: Ultisols (red yellowish podsolic)	10%
5	Newlye opened rice field: Oxisols (Latosol, lateritic)	1%
	Total	100%

GHG emissions from different province of Indonesia based on soil CF and adjusted SF water regimes



Scaling factors of CH₄ emission under different organic amendments based on studies conducted in Indonesia

Organic matter	Mean emission (kg CH ₄ /ha/musim)	SD	CV (%)	Number of Data	SF
No OM	65.9	39.23	59.56	13	1.00
FYM ¹	149.7	93.80	62.66	31	2.27
Straw ²	137.1	107.47	78.36	14	2.08
Composts ³	236.5	108.03	45.68	4	3.59
Mix FYM+straw ⁴	70.5	15.33	21.74	4	1.07

Scaling factors under different rice varieties established in Indonesian rice field (based on studies at IAERI)

Rice Variety	average emission (kg CH ₄ /ha/season)	SD	CV (%)	Number of Data	SF
Gilirang	496.9			1	2.46
Fatmawati	365.9			1	1.81
Aromatic	273.6	138.87	50.8	3	1.35
Tukad Unda	244.2	106.54	43.6	2	1.21
IR 72	223.2	133.01	59.6	5	1.10
Cisadane	204.6	133.85	65.4	14	1.01
IR 64*	202.3	165.17	81.7	164	1.00
Margasari	187.2	89.93	48.0	3	0.93
Cisantana	186.7	53.71	28.8	6	0.92
Tukad Petanu	157.8	32.16	20.4	2	0.78
Batang Anai	153.5	81.24	52.9	3	0.76
IR 36	147.5	121.56	82.4	5	0.73
Memberamo	146.2	99.49	68.1	64	0.72
Dodokan	145.6	144.54	99.2	6	0.72
Way Apoburu	145.5	84.21	57.9	36	0.72
Muncul	127.0	26.87	21.2	2	0.63
Tukad Balian	115.6	25.87	22.4	2	0.57
Cisanggarung	115.2	62.77	54.5	3	0.57
Ciherang	114.8	103.14	89.8	29	0.57
Limboto	99.2	40.80	41.1	6	0.49
Wayrarem	91.6	38.09	41.6	6	0.45
Maros	73.9	61.02	82.6	2	0.37

Scaling factors under different water regimes and herbicide application

no	Application	Average emission (kg CH ₄ /ha/season)	SD	CV (%)	Number of Data	SF
1	cont flooding + 0 herbicide	700.7	298.88	42.7	41	1.0
2	cont flooding + herbicide	266.7	243.06	91.1	78	0.4
3	intermittent + herbicide	118.2	139.65	118.2	78	0.2
4	saturated + herbicide	65.3	52.84	81.0	78	0.1

Scaling factors of CH₄ flux under different crop establishment

Crop establishment	average flux (kg/ha/hari)	SD	CV (%)	Number of data	CF
Transplanted rice*	1.067	0.75	70.0	48	1.00
Direct seeded rice**	1.322	0.79	60.1	48	1.24

Some of the references

- IAERI. 1999 annual report. Pengaruh rejim air tanah terhadap besarnya emisi gas metan pada lahan sawah. 1998/1999 annual report
- IAERI. 2001. Pengaruh varietas padi terhadap besarnya emisi gas CH₄ pada lahan sawah irigasi vertisol. Laporan tahunan 2001.
- IAERI. 2001. Pengaruh dosis dan jenis pupuk N terhadap besarnya emisi CH₄ dan N₂O pada lahan sawah irigasi Vertisol. Laporan tahunan 2001
- IAERI 2001. Emisi dan mitigasi gas CH₄ dan N₂O dari pengolahan tanah, varietas dan pemberian bahan organik dalam pola tanam padi-palawija pada lahan sawah tadah hujan. Laporan tahunan 2001
- IAERI. 2002. Pengaruh takaran azolla pada sistem minapadi terhadap produktivitas dan emisi GRK di lahan sawah. Laporan tahunan 2002
- IAERI. 2002. Pengaruh jenis ikan terhadap produktivitas dan emisi GRK di lahan sawah pada sistem minapadi. Laporan tahunan 2002
- Husin, Y.A. 1994. Methane flux from Indonesia wetland rice: the effects of water management and rice variety.[Disertation]
- Setyanto, P. 2000. Methane emission from three soil types planted with flooded rice (Thesis)
- Setyanto, P. 2004. Methane emission from rice field under different crop establishments and rice cultivars.[Disertation]

Continued

- Setyanto, P, Makarim, A, K., Fagi, A, M., Wassmann, R, Buendia, L, V. 2000. Crop management affecting methane emission from irrigated and rainfed rice in central Java. *Nutrient Cycling in Agroecosystem* 58 : 85-93
- Setyanto, P. Suharsih, A. Wihardjaka, A. K Makarim. 1999. Pengaruh pemberian pupuk anorganik terhadap emisi gas metan pada lahan sawah. Risalah Seminar hasil penelitian emisi gas rumah kaca dan peningkatan produktifitas padi di lahan sawah. 36-43.
- Suharsih, P. Setyanto, A.K. Makarim. 2004. Emisi gas metan pada lahan sawah irigasi inceptisol akibat pemupukan nitrogen pada tanaman padi. *PP Tanaman Pangan* 22 (2) : 43-47
- Suryahadi, A.R. Nugraha, R. Boer, A.Bey, 1998. Laju Konversi Metan dan Faktor Emisi pada Kerbau yang Diberi Ragi Tape *Saccharomyces cerevisiae*. *Journal Agromet* 4 : 22-30
- Mulyadi, A. Pramono, Poniman dan A. Wihadjaka. 2004. Pengaruh Pupuk Kandang Terhadap Hasil Padi Gogo Rancah dan Emisi Gas CH₄ di Lahan sawah Tadah Hujan. Seminar nasional pengelolaan lingkungan pertanian. 479-485.
- Setyanto, P. Burhan, H., Jatmiko, S.Y. 2008. Effectiveness of water regime and soil management on methane emission reduction from rice field. Prosiding seminar Nasional pencemaran lingkungan pertanian melalui pendekatan pengelolaan daerah aliran sungai (DAS) secara terpadu. 219-233





Terima Kasih



HOW DINOSAURS BECAME EXTINCT.